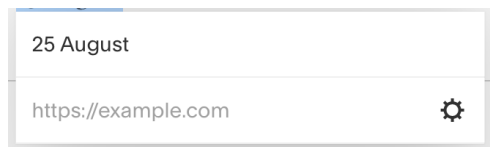
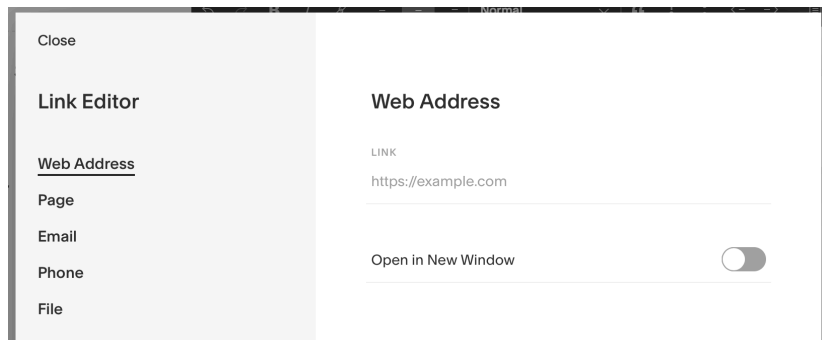


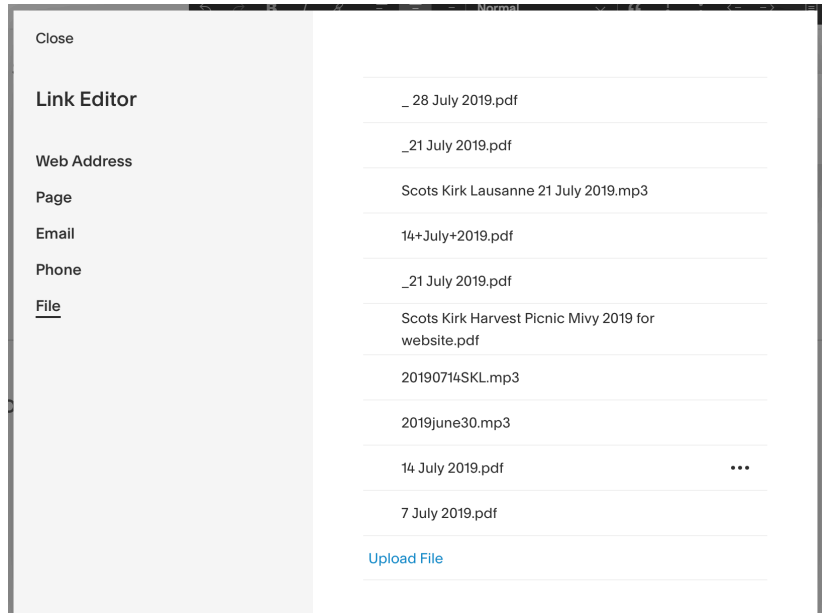
After highlighting a data and clicking the chain icon to link to something, you now get something like this, which looks wrong, because it seems to link only to a web address, not a file:



But it's right. You have to click the settings gearwheel to get to the Link Editor:



Then click on File at the bottom of the menu on the left. After that, you have to scroll down on the right through all the old service sheets to find Upload File at the very end:



It's easy enough from here. Choose the file you want, then click Save in the top left corner of the window, then SAVE again in the top left corner of the Service Handouts window.

They really haven't thought this through very well at all, because Save and Cancel are inconsistently used in the two windows. And you can't display the service sheet on a new browser tab anymore, which means users have to click backwards and forwards.